

**NEW!**

## The First Universal Cable Pass Thru, Fastening and Anchor System

**Conceal  
Sound Bar &  
A/V Cables behind the wall**

*Ultra  
Low-Profile  
1/10th" Thin  
(.1")*

Complete your custom  
installation with MIDLITE's  
**Power Jumper  
Kit**  
All-in-One  
HDTV Power  
Relocation


**22APJW-7R**

Use for :

- Box Speakers on Wall
- Sound Bars
- Wireless Access Devices
- Security Cameras
- Any other Device needed to be hung on a wall or ceiling with cable pass thru and mounting

**SPEEDPORT<sup>SC</sup>**<sup>™</sup>

Added Strength for wall mounting heavier devices




**R1SPSC-W**

- Snap-In Screw Cap Replaces Rubber Grommet for Increased Wall Support



### Quick & Simple Installation

Multiple  
Patents Pending



1. Hole Saw Cut




2. Mount



Low Voltage  
Bracket  
Not Required



3. Pass Thru Cables



**2" Diameter w/Grommet**

Hole Area (sq. in.) - 2"  
Hole Saw (dia.) - 2"

Single Bagged

Contractor Pack  
10/100

**R1SP**

**1SP**

**2 3/8" Diameter w/Grommet**

Hole Area (sq. in.) - 3.14"  
Hole Saw (dia.) - 2 3/8"

Single Bagged

Contractor Pack  
5/50

**R2SP**

**2SP**

white

**W**

black

**B**

almond

**A**

light almond

**LA**

ivory

**I**

brown

**BR**

**Call 800.606.5169**

**www.midlite.com**



# MIDLITE®

QUALITY CUSTOM PRODUCTS

**NEW!**

## ***SPEEDPORT™***




Plate Height  
Just 1/10" Thin (.1")



2.25" Depth

Rubber  
grommet  
with flexible  
cable openings

Includes hole  
in bracket for  
hanging drop  
wire in  
suspended  
ceiling tiles

Screw hole  
for additional  
mounting

Screws hidden  
behind grommet

Adjustable  
mounting tabs  
grip wall



Call 800.606.5169

[www.midlite.com](http://www.midlite.com)