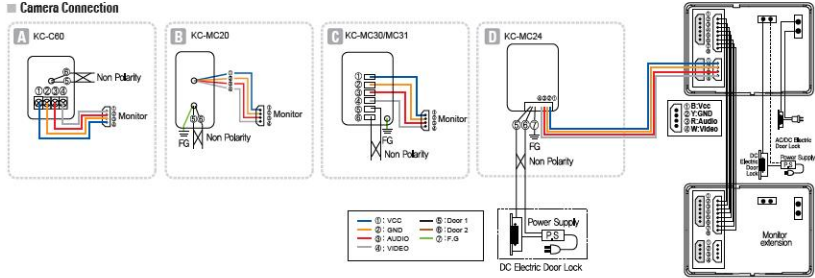
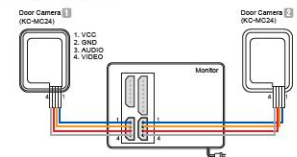


4 Wire system wiring Diagram KCV-A374

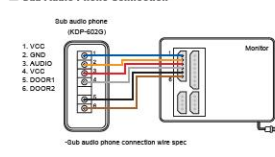
Camera Connection



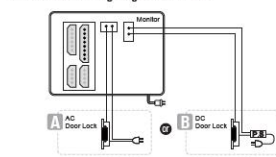
Camera Connection



Sub Audio Phone Connection

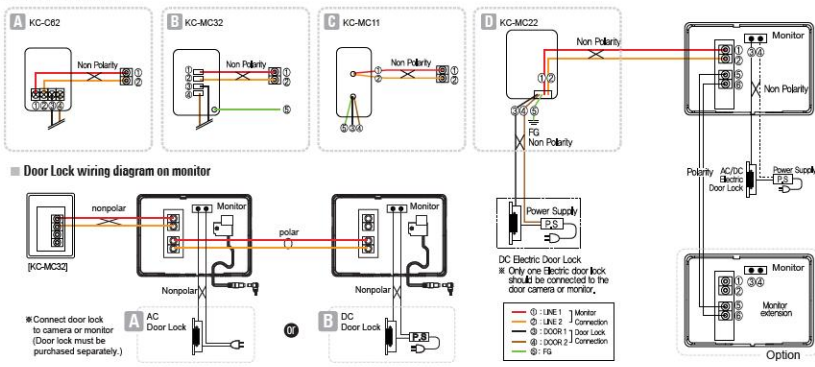


Door Lock wiring diagram on monitor

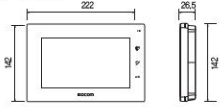


2 Wire system wiring Diagram KCV-A372 / KCV-D372

Camera Connection



Dimension



Specifications

Model	KCV-D372	KCV-A372	KCV-A374
Power	DC12V±3V	AC 100V-AC240V 50/60Hz	
Power consumption	Max : 0.9W / Stand by : 13W	Stand by 0.8W (±20%) , Max 13W (±20%)	
LCD	17.8cm (7") Color Digital LCD (NTSC / PAL Auto switching)		
Mount Type	Surface Mount		
Wiring	Camera : 2 wires (Non polarity)	Camera : 4 wire (Polarity)	
	Extension monitor : 2 wires (polarity)	Wiring Sub audio phone : 6 wire (Polarity)	
		Extension monitor : 8 wire (Polarity)	
Max. Wiring distance	TV 1.0mm Cable : 150m (MAX), CAT.5E Cable : 100m (MAX)		
Communication system	Handsfree type		
Ambient temperature	0°C ~ 40°C		
Dimension (mm)	222(W)×144(H)×26.5(D)	222(W)×144(H)×33(D)	

Door Camera Connection



New



Slim Design

Digital Color TFT LCD

Easy & simple
Installation

2&4 Wire Color Handsfree Videophone
KCV-A374 / A372 / D372

- Clear image and high resolution 7Inch Color Digital LCD.
- Compact & Slim Design
- Easy & Simple installation
 - 2 Wire non-polarity KCV-A372 / KCV-D372
 - 4 Wire polarity KCV-A374
- Connection up to 2 Door Cameras and 2 Monitors with Sub-Audio Unit (KDP-602G) (KCV-A374)
- Combination & Intercom function of indoor (KCV-A374)
- Automatic connection check between monitor and camera
- Call & Communication with visitor & Door open function
- Door Opener Connectable from Either Monitor or Camera

Kocom's Stylish and High Quality Videophone Upgrades Your Home

Perfect Item for Your Security & Home Decoration, Easy to Install Everywhere like Single house, Multi Apartment, Condominium & Villa.



White

Bright and Clear Image

Thanks to Kocom's LED technology, brightness and image quality are improved more than 50%.



General Screen



KCV-372 Screen

2 wire & 4 wire easy installation

Anyone can install only with 2 wires non-polarity easily.



Long Distance Connection

Adapt high technology & Knowhow, it can be used at the distance of 100ms using UTP or CAT5 cable. (TIV 1.0mm : Over 150ms)
Coaxial cable is no longer necessary. (Saving cable cost)



OSD & Touch-Key Application

Convenient and easy to operate using OSD & Touch-key.



Simple & Slim Design

Simple and Slim design make your interior elegant.



Installation is possible in any place.

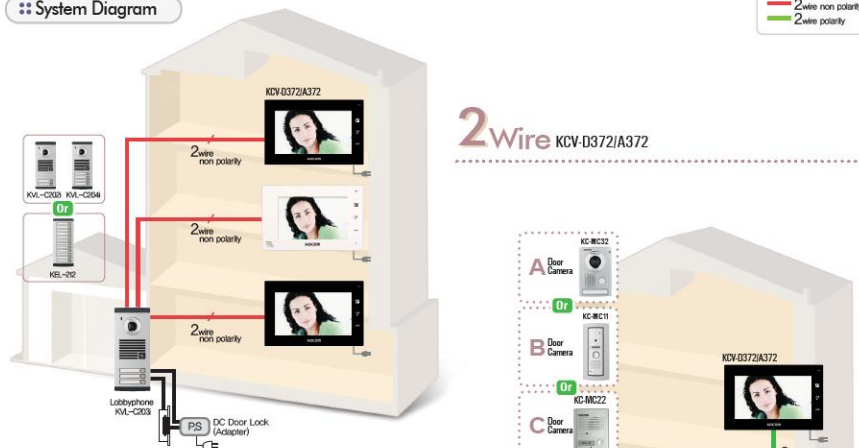
House / Apartment / Office in any place where you need security.

OSD in Operating Condition

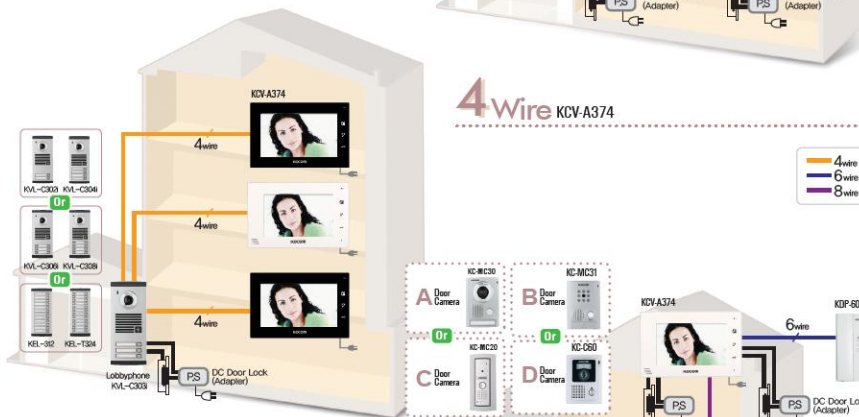
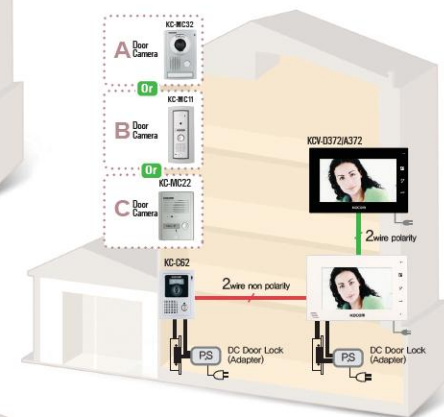
Thanks to applied OSD function, the operating condition like **CAM1 Call, CAM2 Call, CAM1 Talk, CAM2 Talk, CAM1 View, CAM2 View, SUB Call, SUB Talk, Door open, LCD Color brightness** are visible on screen.

- CAM 1, CAM 2, SUB Call** Calling status
- CAM 1, CAM 2 View** Monitoring status
- CAM 1, CAM 2, SUB Talk** Talking status
- Open** Door open in calling status
- Open** Door open in monitoring status
- Open** Door open in talking status
- Bright: 7** Brightness control

System Diagram



2wire KCV-D372/A372



4wire KCV-A374

Option

