

# *posh*

*Speaker Systems*

## Residential Sound Solutions



## Welcome to Our Residential Sound Solutions

Since 1986 Posh Speaker Systems, Inc., has been manufacturing unique, high-quality, high performance, patented speaker systems for all types of high-end residential sound systems. From its beginning, Posh has been recognized as one of the premier custom home installation speaker manufacturers in this country.

Combining input from both professional installers and acoustic engineers, Posh initially designed an acoustic chamber, baffle plate and trim grille that was so unique that it was granted a nine-point patent by the U.S. Patent Office. Over the years, several eight-inch drivers have been designed by Posh to operate within the cubic volume of this chamber, optimizing both sound quality and frequency response. Currently Posh uses at least 5 proprietary drivers in the enclosure. This includes both full range coaxial and subwoofer drivers. This diverse combination affords installers great latitude in both sonic performance and price structuring.

Posh has gone on to develop acoustically chambered in-wall speakers, indoor/outdoor speakers and subwoofers, all specifically designed for the custom residential market. Whether it be for indoor, or outdoor, in-wall or in-ceiling, Posh Speaker Systems has just the speaker or combination of speakers and subwoofers to meet the needs of any residential application.



## P1 Surface Mount Speaker

The Posh P1 Surface Mount Speaker is a compact, high performance 4 inch two-way system designed for indoor or outdoor applications. The rugged injection molded ABS enclosure available in black or white, with a steel U-bracket for mounting either vertically or horizontally. Its trapezoidal design not only creates an acoustically centered sound stage typically found in more expensive speakers, but allows the P1 to be mounted close to walls, corners or ceilings. The P1 may be used as a standalone full-range monitor, or satellite in a three-way satellite subwoofer system. When a small speaker is needed, but sound performance cannot be sacrificed, the P1 is the solution. The Posh P1 surface mount speaker will fit into almost any commercial or residential application, offering high audio quality in a costeffective package.

### Features

- 70/100v - 8 ohm selectable
- Extended range 4" two-way speaker
- Trapezoid enclosure
- Durable injection mold ABS
- Steel U- bracket included for vertical or horizontal mounting
- Fully assembled
- Installs in minutes

### Applications

- Residential and home theater
- Restaurants
- Retail Establishments
- Houses of Worship
- Amusement Parks
- Hotels
- Lounges
- Home Audio



### Specifications

- **FREQUENCY RESPONSE:** 90 Hz - 18 kHz
- **POWER HANDLING:** 35 watts RMS
- **SPL:** 88 dB 1 watt / 1 meter
- **70 volt TRANSFORMER 10w:** Taps .625, 1.25, 2.5, 5, 10
- **100 volt TRANSFORMER 10w:** Taps 1.25, 2.5, 5, 10
- **CROSSOVER FREQUENCY:** 3 kHz, phase coherent 2nd order
- **LOW FREQUENCY DRIVER:** 4 inch doped paper cone, butyl rubber surround, Kapton former voice coil
- **HI FREQUENCY DRIVER:** 3/4 inch sealed
- **NET WEIGHT:** 4 lbs



## P2 Surface Mount Speaker

The Posh P2 Surface Mount Speaker is an incredible sounding 5.25" two-way system that consistently outperforms speakers costing twice as much. This speaker delivers excellent full-range response with exceptional three-dimensional imaging and musicality. The trapezoidal enclosure, available in black or white, is made of injectionmolded ABS, which delivers an acoustically centered sound stage typical of much more expensive speakers. The extended bandwidth design allows the P2 to be used as either a full-range monitor, or a satellite in a three-way satellite/subwoofer system. The P2 Surface Mount Speaker, with its high performance, attractive appearance, weather resistance, and competitive price makes it a highly desirable speaker for virtually any commercial or residential application.

### Features

- 70/100v - 8 ohm selectable
- Extended range 5.25" two-way speaker
- Trapazoid enclosure
- Durable injection mold ABS
- Steel U-bracket included for vertical or horizontal mounting
- Fully assembled
- Installs in minutes

### Applications

- Residential and home theater
- Restaurants
- Retail Establishments
- Houses of Worship
- Amusement Parks
- Hotels
- Lounges
- Home Audio

### Specifications

- FREQUENCY RESPONSE: 75 Hz - 18 kHz
- POWER HANDLING: 50 watts RMS
- SPL: 88 dB 1 watt / 1 meter
- 70 volt TRANSFORMER 10w: Taps 1.25, 2.5, 5, 7.5, 15 watts
- 100 volt TRANSFORMER 10w: Taps 2.5, 5, 10, 15 watts
- CROSSOVER FREQUENCY: 3 kHz, phase coherent 2nd order
- LOW FREQUENCY DRIVER: 5.25 inch doped paper cone, butyl rubber surround, Kapton former voice coil
- HI FREQUENCY DRIVER: .75" inch sealed
- NET WEIGHT: 7 lbs



## 4.0 Ceiling Speaker

The Solutions 4.0 ported ceiling speaker is a four inch coaxial design, which offers a warm, pleasing full range sound while achieving well defined high end frequency response. The Solutions 4.0 can be retrofitted into any hard lid or drop tile ceiling. The speaker has a very low profile grille and the entire enclosure is only four inches deep, which allows it to fit into many spaces where other speakers just don't have room. A 3/4" swivel tweeter and a selector switch that allows either 8 ohm or 70/100 volt variable wattage taps makes this a superior entry-level speaker for either home or commercial applications. It also comes pair packed with all mounting hardware, including an ingenious grille puller that doubles as a wattage tap adjusting tool.

### Features

- 70/100v - 8 ohm selectable
- Full range 4" coaxial speaker
- Ported 4" two way design
- Pivoting tweeter
- Paintable aluminum grille
- All mounting hardware included
- Completely retrofitable
- Fully assembled
- Installs in minutes

### Applications

- Restaurants
- Retail Establishments
- Schools
- Houses of Worship
- Commercial Facilities
- Home Theater



Suitable for use in air handling spaces (PLENUM).

### Specifications

- FREQUENCY RESPONSE: 80 Hz - 20 kHz
- POWER HANDLING: 30 watts
- SPL: 85 dB 1 watt / 1 meter
- 70 volt TRANSFORMER 15w: Taps 1.25, 2.5, 5, 10 watts
- 100 volt TRANSFORMER 15w: Taps 2.5, 5, 10 watts
- CROSSOVER FREQUENCY: 2.8 K
- LOW FREQUENCY DRIVER: 4 inch polypropylene coated paper cone, with butyl rubber surround
- HI FREQUENCY DRIVER: 3/4 inch swivel soft dome
- NET WEIGHT: 3.75 lbs





## 5.0 Ceiling Speaker

The Solutions 5.0 ceiling speaker is a ported 5.25 inch coaxial design which combines surprisingly full bass response with the smooth high end frequencies of a quality soft dome tweeter. Again the consumer desire for a pivoting tweeter and the low profile grille makes this speaker an ideal choice for custom installers and their 8 ohm clients. At the same time the completely assembled 15-watt transformer with variable wattage taps gives the commercial installer the flexibility needed to complete jobs on time and well within budget. The Posh Solutions 5.0 comes pair packed with all necessary mounting hardware.

### Features

- 70/100v - 8 ohm selectable
- Full range 5.25" coaxial speaker
- Ported 5.25" two way design
- Pivoting tweeter
- Paintable aluminum grille
- All mounting hardware included
- Completely retrofitable
- Fully assembled
- Installs in minutes

### Applications

- Restaurants
- Retail Establishments
- Schools
- Houses of Worship
- Hotels
- Home Audio



Suitable for use in air handling spaces (PLENUM).

### Specifications

- FREQUENCY RESPONSE: 60 Hz - 20 kHz
- POWER HANDLING: 120 watts RMS
- SPL: 87 db 1 watt / 1 meter
- 70 volt TRANSFORMER 15w: Taps 1.87, 3.75, 7.5, 15 watts
- 100 volt TRANSFORMER 15w: Taps 3.75, 7.5, 15 watts
- CROSSOVER FREQUENCY: 3 K
- LOW FREQUENCY DRIVER: 5 1/4 inch polypropylene coated paper cone, with butyl rubber surround
- HI FREQUENCY DRIVER: 3/4 inch swivel soft dome
- NET WEIGHT: 6.9 lbs



## 6.0 Ceiling Speaker

The Solutions 6.0 ceiling speaker is designed specifically for commercial or custom jobs where sound quality is of utmost importance. The ported 6.5 inch coaxial design with pivoting tweeter provides rich deep bass and smooth midrange, with superior high-end frequencies. The Posh Solutions 6.0 also offers a smaller grille size than many other comparably sounding speakers. The Solutions 6.0 comes with both 8 ohm and a beefy 30 watt 70/100 volt variable wattage selector switch. As with all the speakers in the Posh Solutions series, the 6.0 comes fully assembled and is packed with all necessary mounting hardware.

### Features

- 70/100v - 8 ohm selectable
- Full range 6.5" coaxial speaker
- Ported 6.5" two way design
- Pivoting tweeter
- Paintable aluminum grille
- All mounting hardware included
- Completely retrofitable
- Fully assembled
- Installs in minutes

### Applications

- Restaurants
- Retail Establishments
- Schools
- Houses of Worship
- Commercial Facilities
- Home Theater

### Specifications

- FREQUENCY RESPONSE: 50 Hz - 20 kHz
- POWER HANDLING: 140 watts
- SPL: 90 dB 1 watt / 1 meter
- 70 volt TRANSFORMER 15w: Taps 3.75, 7.5, 15, 30 watts
- 100 volt TRANSFORMER 15w: Taps 7.5, 15, 30 watts
- CROSSOVER FREQUENCY: 3.8 K
- LOW FREQUENCY DRIVER: 6 1/2 inch polypropylene coated paper cone, with butyl rubber surround
- HI FREQUENCY DRIVER: 3/4 inch swivel soft dome
- NET WEIGHT: 7 lbs



Suitable for use in air handling spaces (PLENUM).



## CIW 6.5 In-Wall

The Posh CIW 6.5 Chambered In-Wall Speaker is a cost-effective way to gain exceptional sound quality in a controlled acoustic environment. Utilizing a 6.5" coaxial driver with a 3/4" hard-dome tweeter and a computer-designed porting system, the CIW6.5 delivers impressive bass response and well-defined high frequencies. The coaxial design makes this speaker ideal for either in-wall or in-ceiling applications, maintaining consistent sound quality no matter how large the dead space in the wall or ceiling. The injection-molded polystyrene acoustic chamber provides consistent predictable performance in all applications by controlling the air space behind the wall. This creates an effective vapor barrier and controls 2nd and 3rd order harmonics, virtually eliminating standing waves inside the wall.

### Features

- 70/100v - 8 ohm selectable
- Full range 6.5" coaxial speaker system
- Ported, injection-molded ABS enclosure
- Paintable grille and bezel
- Precision 1/2" MDF-2 baffle plate
- Fully assembled
- Installs in minutes

### Applications

- Restaurants
- Retail Establishments
- Amusement Parks
- Home Audio
- Corporate Audio

### Specifications

- FREQUENCY RESPONSE: 80 Hz - 18.5 kHz
- POWER HANDLING: 65 watts RMS
- SPL: 88 dB 1 watt / 1 meter
- 70 volt TRANSFORMER 15w: Taps 1.25, 2.5, 5, 7.5, 15 watts
- 100 volt TRANSFORMER 15w: Taps 2.5, 5, 10, 15 watts
- CROSSOVER FREQUENCY: 3 kHz, phase coherent 2nd order
- LOW FREQUENCY DRIVER: 6.5 inch poly cone, butyl rubber surround, Kapton former voice coil
- HI FREQUENCY DRIVER: .75" hard-dome tweeter
- NET WEIGHT: 8 lbs





## 928-OS Open-to-Structure Speaker

The Posh 928-OS loudspeaker is uniquely designed for open-to-structure applications. It uses the exclusive Posh SP-9 coaxial driver. Used with the fiber-formed acoustic cylinder, this combination offers high power handling, extended bass, and incredibly smooth off-axis response. The unique enclosure is designed to be suspended directly from the ceiling structure by support wires. The 928-OS is available in either white or black finish.

### Features

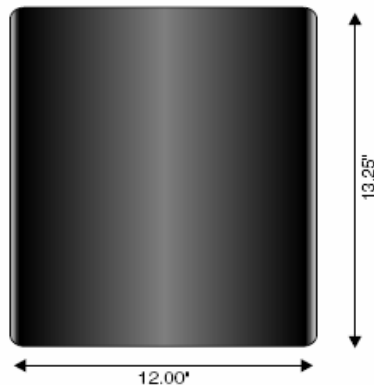
- Uses the full range SP-9 coaxial speaker
- Acoustic suspension 8" two-way design
- Fiber-formed acoustic cylinder
- Fully assembled
- Extended bandwidth
- Available with 15 or 30 watt 70/100 volt transformer

### Applications

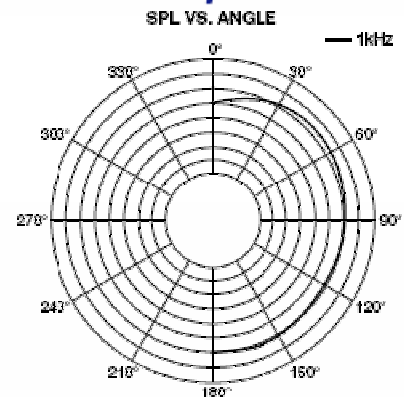
- Warehouses
- Restaurants
- Retail establishments
- Houses of worship
- Schools

### Specifications

- Frequency Response: 40 Hz-20 kHz
- Power Handling: 150 watts RMS
- Sensitivity: 90 dB
- Nominal Impedance: 8 ohms
- 70 Volt Wattage Taps: 1.25, 2.5, 5, 7.5, 15
- 100 Volt Wattage Taps: 2.5, 5, 10, 15
- Crossover Frequency: 3.5 kHz
- Dimensions: 13.25" high x 12.00" diameter
- Net Weight: 19 lb



### Acoustical Specifications



## 528-OS Open-to-Structure Speaker

The Posh 528-OS loudspeaker is designed for open-to-structure applications. It uses the high-performance Posh SP-5 coaxial driver. The unique enclosure is a rugged yet attractive fiber-formed acoustic cylinder that is designed to be suspended directly from the ceiling structure by support wires. The 528-OS is available in either white or black finish.

### Features

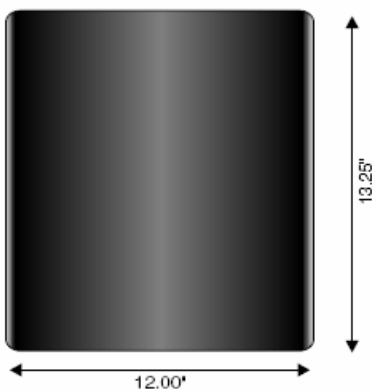
- Uses the full range SP-5 coaxial speaker
- Acoustic suspension 8" two-way design
- Fiber-formed acoustic cylinder
- Fully assembled
- Extended bandwidth
- Available with 15 or 30 watt 70/100 volt transformer

### Applications

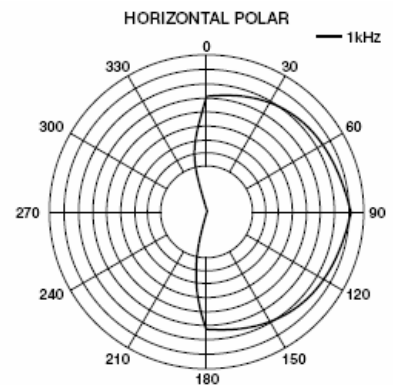
- Warehouses
- Restaurants
- Retail establishments
- Houses of worship
- Schools

### Specifications

- Frequency Response: 50 Hz-20 kHz
- Power Handling: 100 watts RMS
- Sensitivity: 89 dB
- Nominal Impedance: 8 ohms
- 70 Volt Wattage Taps: 1.25, 2.5, 5, 7.5, 15
- 100 Volt Wattage Taps: 2.5, 5, 10, 15
- Crossover Frequency: 3 kHz
- Dimensions: 13.25" high x 12.00" diameter
- Net Weight: 18 lb



### Acoustical Specifications



## 6.5-OS Mini OS Speaker

The Posh 6.5 OS Mini is the newest member of the Posh Open to Structure family. It is compact and affordable, while still offering exceptional sound quality. A 6.5" driver in a small, 9" wide by 10.25" deep, makes this the perfect answer to many open ceiling installations. It only requires a single mounting point and comes with a UL Listed Gripple™ mounting systems. The new Posh 6.5 OS Mini installs in minutes.

### Features

- Full-range 6.5" coaxial speaker system
- Fully assembled
- Easy to hang
- All mounting hardware included
- Custom colors available
- 70/100 volt transformer included

### Applications

- All open to structure ceilings
- Restaurants
- Retail stores
- Churches
- Warehouses
- Factories

### Specifications

- Frequency Response: 80 Hz - 18.5 kHz
- Power Handling: 75 watts RMS
- Sensitivity: 88 dB, 1W/1M
- Nominal Impedance: 8 ohms
- Crossover Frequency: 3 kHz
- LF Driver: 6.5" poly cone
- HF Driver: .75" tweeter
- Enclosure: Coated sonotube
- End caps: Coated MDF-2
- Support: Gripple™
- Dimensions: 9" w x 10.25" h
- Net Weight: 9.5 lb



## Retro 5 Infinite Baffle

The Retro 5 speaker uses the Posh SP-5 driver mounted into a retrofit mounting baffle/grille. The baffle/grille assembly mounts to the wall or ceiling with dogleg fasteners. The Retro 5 can handle up to 100 watts of power, and is available in either a round or square grille, suitable for in-wall or in-ceiling installations.

### Features

- Uses the full-range SP-5 coaxial speaker
- Eleven inch round or square grille available
- Completely retrofitable in sheetrock wall or ceiling
- Extended bandwidth

### Applications

- Custom residential audio systems
- Surround sound systems
- Restaurants (indoor or outdoor)
- Retail establishments
- Schools
- Houses of worship
- Amusement parks

### Specifications

- Frequency Response: 60 Hz-20 kHz
- Power Handling: 100 watts RMS
- Sensitivity: 89 dB
- Nominal Impedance: 8 ohms
- Crossover Frequency: 3.5 kHz
- Dimensions: 10.25" x 10.25" x 2.75" (square) 10.75" dia. x 2.75" (round)
- Net Weight: 3 lb



## Retro 9 Infinite Baffle

The Retro 9 speaker uses the same round or square baffle/grille as the Retro 5 speaker, but with the high-performance SP-9 driver. The SP-9 driver has a cast basket, woven fiberglass cone, rubber surround, and a one-inch soft dome tweeter. The Retro 9 speaker can handle up to 150 watts of power.

### Features

- Uses the extended-range SP-9 coaxial speaker
- Eleven inch round or square grille available
- Completely retrofitable in sheetrock wall or ceiling
- Extended bandwidth

### Applications

- Custom residential audio systems
- Surround sound systems
- Restaurants (indoor or outdoor)
- Retail establishments
- Schools
- Houses of worship
- Amusement parks

### Specifications

- Frequency Response: 45 Hz-20 kHz
- Power Handling: 150 watts RMS
- Sensitivity: 90 dB
- Nominal Impedance: 8 ohms
- Crossover Frequency: 3.5 kHz
- Dimensions: 10.25" x 10.25" x 2.75" (square) 10.75" dia. x 2.75" (round)
- Net Weight: 4 lb





## 835M/S Flush-Mount Subwoofer

The unique Posh 835-M/S Flush-Mounted Subwoofer offers multiple options to meet all of your ceiling-mounted subwoofer needs. The 835 M/S (Mono or Stereo) subwoofer is available in either single or dual voice-coil models, with or without crossover. The 8" long-excursion driver is capable of handling up to 150 watts of power.

### Features

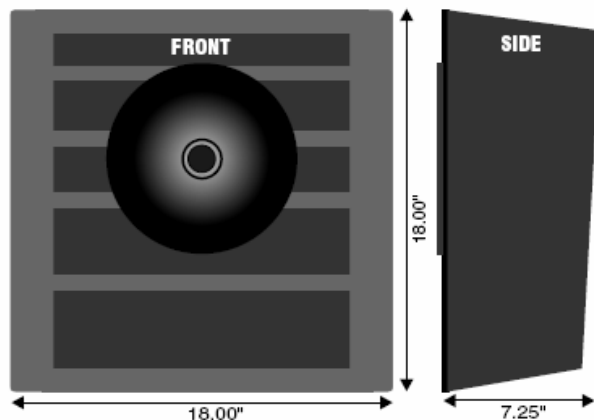
- Long-excursion 8" driver
- Mono or dual voice coil
- Internal Crossover (optional)
- 1.5" vented long-throw voice coil
- Durable injection-molded polymer enclosure
- Easy modular installation

### Applications

- Residential and home theater
- Restaurants (indoor/outdoor)
- Retail establishments

### Specifications

- Frequency Response: 35 Hz-120 Hz
- Power Handling: 150 watts RMS
- Sensitivity: 90 dB
- Nominal Impedance: 8 ohms
- Dimensions: 18.00" H x 18.00" W x 7.25" D (13.62" W with wings removed)
- Net Weight: 16 lb



## SW8 Subwoofer

The Posh SW8 Subwoofer is an 8" long-excursion woofer in a compact ported enclosure, designed to enhance the low-end bass of any commercial or residential sound system. Options like a stereo crossover with high-pass outputs and dual-voice coil for stereo operation give the SW8 Subwoofer the flexibility to be used in custom home installations.

### Features

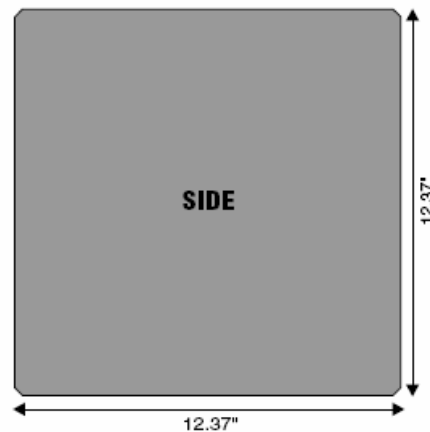
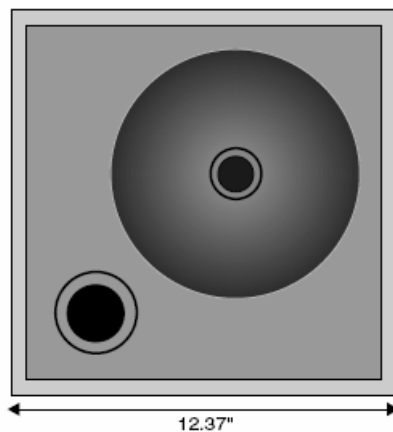
- 8" long-excursion woofer
- Mono or dual voice coil
- Internal crossover (optional)
- Available in white or black

### Applications

- Residential and home theater
- Restaurants (indoor/outdoor)
- Retail establishments
- Houses of worship

### Specifications

- Frequency Response: 37 Hz-200 Hz
- Power Handling: 150 watts RMS
- Sensitivity: 90 dB
- Nominal Impedance: 8 ohms
- Dimensions: 12.37" H x 12.37" W x 12.37" D
- Net Weight: 25 lb



## SW1040 Subwoofer

The Posh SW1040 subwoofer uses a beefy 10" long-excursion woofer to deliver dynamic bass extension to any commercial or residential installation. Options like a stereo crossover with high-pass outputs and dual-voice coil for stereo operation give the SW1040 Subwoofer the flexibility to be used in custom home installations.

### Features

- 10" long-excursion woofer
- Internal crossover (optional)
- Available in white
- Fully assembled

### Applications

- Residential and home theater
- Restaurants
- Retail establishments
- Houses of worship

### Specifications

- Frequency Response: 29 Hz-200 Hz
- Power Handling: 300 watts RMS
- Sensitivity: 91 dB
- Nominal Impedance: 4 ohms
- Dimensions: 16.87" H x 12.50" W x 15.87" D
- Net Weight: 32 lb

